




---

**DRIVE  
SMART** <sup>SM</sup>  
Colorado Springs

---



**HIGH SCHOOL  
TRAFFIC SAFETY  
CHALLENGE  
KIT  
2006**



# Table of Contents

	<u>Page Number(s)</u>
<b>I. General Information and Contacts/Phone Numbers</b>	
Schools	1-2
Calendar of important challenge dates	3-4
Program outline (to help you organize)	5
Safety Belt Checks; information and check sheets	6-8
Resource phone number/name list	9
Minimum participation requirements (concepts)	10-11
Optional programs to enhance your campaign	12-15
Videos that are available	16-18
<b>II. Awards</b>	
Explanation of awards	19
Examples of past campaigns	20-22
Contests (designed to reach out to more students)	23-24
<b>III. Miscellaneous Forms</b>	
Letter to Faculty	25
Pledge cards	26
Mock citations	27
<b>V. General Statistics and Useful Web Sites and Articles</b>	
DUI/DWAI	28-29
Graduated Driver's Licensing Law	30
Safety Belt Usage – "Excuses vs. Facts"	31-32
More "Facts"	33
<i>How Fast Can You Die?</i>	34
Insurance rates	35-36
Teen Drinking and Driving Quiz	37-38
Did You Know? Alcohol/Drug Issues	39
The Three Collisions of a Car Crash	40
Benefits of Occupant Protection	41
Internet Resources	42

# **GENERAL INFORMATION**

**Participation Requirements**

**Names/Phone Numbers**

**Event Calendar**

## **WHO TO CONTACT TO HELP YOU WITH YOUR CHALLENGE:**

**In most cases, Maile Gray with DRIVE SMART will be available to answer your questions on the Challenge and assist you under most circumstances. Please do not hesitate to contact Maile Gray, DRIVE SMART Colorado Springs (719) 444-7534 (fax 667-2781), or e-mail [grayma@ci.colospgs.co.us](mailto:grayma@ci.colospgs.co.us) . (At most schools, you will find your School Resource Officer –SRO- to be very helpful).**

**You will be contacting the program speakers directly yourselves. Maile will not handle the scheduling of programs. Your faculty sponsor, or SRO, might be able to help if you have trouble.**

**Maile Gray is available at the above numbers Mondays – Thursdays. She will return your call as soon as she is able.**

**WHENEVER AND WHOMEVER YOU CALL, YOU MUST LEAVE A VERY DETAILED MESSAGE: YOUR NAME, YOUR SCHOOL, PHONE NUMBER , WHEN YOU CALLED, WHEN YOU CAN BE REACHED (in some cases, it may be after hours when your call is returned, it would be helpful if voice mail was available), AND WHAT EXACT INFORMATION YOU NEED. If you can be reached more conveniently at home, please leave the number. Please have only one person call the contacts to eliminate confusion.**

**IF YOU ARE TRYING TO SCHEDULE THE MANDATORY PROGRAM/ASSEMBLY: ARRANGE THE PRESENTATION DIRECTLY WITH YOUR SRO and/or faculty sponsor. If you have difficulty with any of this, contact Maile Gray, 444-7534.**

Air Academy High School – SRO Dep. Rumovitz (EPSO)

Aspen Valley High School – Maile Gray

Big Sandy High School – Chief Leach (Simla PD)

Bijou School – Mr. Norm Reynolds

Calhan High School – SRO Dep. David (EPSO)

Cheyenne Mt. High School – SRO Officer Walsh (CSPD)

Coronado High School – SRO Officer Kniffen (CSPD)

Doherty High School – SRO Officer Campbell (CSPD)

Ellicott High School – SRO Dep. Allen (EPSO)

Falcon High School – SRO Dep. Watson (EPSO)

Fountain-Ft. Carson High School – SRO Officer Cho, (FPD)

Harrison High School – SRO Officer Strickland (CSPD)

James Irwin Charter High School – Maile Gray

Lewis Palmer High School – SRO Dep. Rumovitz (EPSO)

Liberty High School – SRO Officer Rizk (CSPD)

Manitou Springs High School – SRO Officer Gillis, (MSPD)

Mesa Ridge High School – SRO Officer Rowe, (FPD)

Mitchell High School – SRO Officer Pratt (CSPD)

Palmer High School – SRO Officer Swain (CSPD)

Peyton High School – SRO Dep. David (ESPO)

Pine Creek High School – SRO Officer Heath (CSPD)

Rampart High School – SRO Officer Antonio (CSPD)

Sand Creek High School – SRO Officer Farmer (CSPD)

Sierra High School – SRO Officer Cummings (CSPD)

St. Mary's High School – SRO Officer Taylor (CSPD)








Wasson High School – SRO Officer Blanscet (CSPD)

Widefield High School – SRO Deputy Tippey (EPSO)

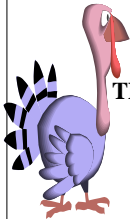




Woodland Park High School – Officer Glen Jardon, (WPPD)

# 2006 DRIVE SMART HIGH SCHOOL TRAFFIC SAFETY CHALLENGE

## EVENT CALENDAR

MONDAY	TUESDAY	WEDNESDAY	THURSDAY	FRIDAY
				 <p><b>OCT 6</b> 7:00 A.M. <b>MEETING</b></p> <p>Doubletree World Arena Hotel</p>
 <p><b>OCT 9</b> 1ST (UNANNOUNCED) SAFETY BELT CHECK THIS WEEK.</p>	<p><b>OCT 10</b></p> <p>Hang one seat belt poster, and replace Nov. 7</p>	<p><b>OCT 11</b></p>	<p><b>OCT 12</b></p>	 <p><b>OCT 13</b> 1ST SAFETY BELT CHECK DEADLINE</p>
 <p><b>OCT 16</b> SAFETY CHALLENGE BEGINS</p> <p>Assemblies can be scheduled from here on.</p>	<p><b>OCT 17</b></p>	<p><b>OCT 18</b></p>	<p><b>OCT 19</b></p>	<p><b>OCT 20</b></p>
<p><b>OCT 23</b></p>	<p><b>OCT 24</b></p>	<p><b>OCT 25</b></p>	<p><b>OCT 26</b></p>	<p><b>OCT 27</b></p>
 <p><b>OCT 30</b> 2ND SAFETY CHECK THIS</p>	<p><b>OCT 31</b></p> <p>Halloween</p> 	<p><b>NOV 1</b></p>	<p><b>NOV 2</b></p>	 <p><b>NOV 3</b> 2ND SAFETY CHECK</p>
<p><b>NOV 6</b></p>	<p><b>NOV 7</b></p> <p>Replace the first seat belt poster with the other one and leave up for the rest of the Challenge.</p>	<p><b>NOV 8</b></p>	<p><b>NOV 9</b></p>	<p><b>NOV 10</b></p>

# 2006 DRIVE SMART HIGH SCHOOL TRAFFIC SAFETY CHALLENGE EVENT CALENDAR

MONDAY	TUESDAY	WEDNESDAY	THURSDAY	FRIDAY
NOV 13	NOV 14	NOV 15	NOV 16	NOV 17
NOV 20	NOV 21	NOV 22	NOV 23  HAPPY THANKSGIVIN	NOV 24
NOV 27   3RD SAFETY CHECK THIS	NOV 28	NOV 29 	NOV 30	DEC 1  3RD SAFETY BELT CHECK DEADLINE ENTRY DEADLINE  All notebooks, posters, photos, etc. turned into DRIVE SMART no later than 5 pm today.
 AWARDS CEREMONY WILL BE HELD IN JANUARY 2007				More information later...

# HIGH SCHOOL TRAFFIC SAFETY CHALLENGE

## PROGRAM OUTLINE

### FOR YOUR USE TO HELP ORGANIZE:

Get started right away! Schedule your events as soon as possible.

The following elements should be decided:

Dates of the awareness campaign: **October 9, 2006 to December 1, 2006.**

1. First unannounced observation/survey of student safety belt usage (this must occur prior to the beginning of the awareness campaign), date: \_\_\_\_\_ (must be completed between **October 9 – October 13**).
2. Second unannounced observation/survey, date: \_\_\_\_\_ (must be completed between **October 30 – November 3**).
3. Third unannounced observation/survey, date: \_\_\_\_\_ (must be completed between **November 27 – December 1**).
4. Mandatory Presentation, date: \_\_\_\_\_
5. Optional activities

<b>Program options</b>	<b>Dates</b>
A. _____	_____
B. _____	_____
C. _____	_____
D. _____	_____
E. _____	_____

# **DRIVE SMART COLORADO SPRINGS** **HIGH SCHOOL TRAFFIC SAFETY CHALLENGE**

## **SAFETY BELT OBSERVATION GUIDELINES:**

In order to record your school's participation level throughout the Challenge, **UNANNOUNCED** observations of student safety belt usage need to be arranged. These checks should be undetected. For safety reasons, cars should not be stopped. Observers should only check the driver and the front seat passenger.

The results of all the observations should be mailed or faxed to Maile Gray (see below) the same day (or next day) following your check.

Maile Gray - DRIVE SMART  
705 S. Nevada Ave.  
Colorado Springs, CO 80903  
Phone: (719) 444-7534  
Fax: (719) 667-2781

**OBSERVATION DATES:** An unannounced count to gather baseline data should be made prior to the date the Challenge competition begins. This belt check should occur between Oct. 9-13.

A second check should take place the week of Oct 30 – Nov. 3.

A third check should take place the week of Nov. 27 – Dec. 1.

**EXTRA CHECK:** *Sometime during the middle of the challenge, if possible, please conduct one lunch time check and turn this in, clearly marked as **lunchtime**.*

**MATERIALS NEEDED:** A committee of volunteers to observe and record usage. They should work in teams of two, so one can observe and one can record.

Clipboards and pencils

Observation forms

**PROCEDURE:** **Be consistent!** Before observation begins, volunteers agree to observe every car, every other car, or every third car, etc. Volunteers record observations as indicated on the observation form.

To help assure consistency, observations should be done at the same time(s) of the day (i.e., as students arrive or depart) and they should take place at the same location(s).

Observers should position themselves just inside the entrance(s) to the parking area(s). Select locations that provide a clear view of the front seat.

Record shoulder/lap belt use by the driver and front seat passenger only to facilitate observation.

If possible, observe at least 125 drivers during each observation period.

Calculate the percentage of students observed wearing their safety belts and announce that figure to students as soon as possible. Announce successive usage rates after each observation to maintain student interest.

Please send a copy of the Observation Forms the same day as the observations to DRIVE SMART at the address indicated in this guideline.

**INCENTIVE IDEAS:**

Key chains, stickers, Lifesavers candy, bubble gum, soft drink and food coupons, "Saf-T-Pops" for those buckled-up and "Dum-Dum" suckers for those not buckled-up, coupons to enter drawings for bigger prizes (car washes, movie passes, etc.)

Mock traffic citations can be handed out to those not wearing safety belts.

**DRIVE SMART COLORADO SPRINGS  
COMMUNITY SAFETY BELT CHALLENGE  
OBSERVATION FORM**

PLEASE MAIL OR FAX COMPLETED FORMS TO THE FOLLOWING ADDRESS:

NAME: MAILE GRAY, DRIVE SMART

ADDRESS: 705 S. NEVADA AVE.

CITY, STATE/ZIP: COLORADO SPRINGS, CO 80903

PHONE: 444-7534 FAX: 667-2781

OBSERVER'S NAME: \_\_\_\_\_

DAY: MON\_\_\_TUE\_\_\_WED\_\_\_THUR\_\_\_FRI\_\_\_ DATE: \_\_\_\_\_

NAME OF SCHOOL: \_\_\_\_\_

ADDRESS: \_\_\_\_\_

START TIME: \_\_\_\_\_(a.m./p.m.) END TIME: \_\_\_\_\_(a.m./p.m.)

**CODING: NO BELT--MARK "X" SHOULDER/LAP BELT--MARK "O"**

- |         |         |         |         |          |
|---------|---------|---------|---------|----------|
| 1. ___  | 21. ___ | 41. ___ | 61. ___ | 81. ___  |
| 2. ___  | 22. ___ | 42. ___ | 62. ___ | 82. ___  |
| 3. ___  | 23. ___ | 43. ___ | 63. ___ | 83. ___  |
| 4. ___  | 24. ___ | 44. ___ | 64. ___ | 84. ___  |
| 5. ___  | 25. ___ | 45. ___ | 65. ___ | 85. ___  |
| 6. ___  | 26. ___ | 46. ___ | 66. ___ | 86. ___  |
| 7. ___  | 27. ___ | 47. ___ | 67. ___ | 87. ___  |
| 8. ___  | 28. ___ | 48. ___ | 68. ___ | 88. ___  |
| 9. ___  | 29. ___ | 49. ___ | 69. ___ | 89. ___  |
| 10. ___ | 30. ___ | 50. ___ | 70. ___ | 90. ___  |
| 11. ___ | 31. ___ | 51. ___ | 71. ___ | 91. ___  |
| 12. ___ | 32. ___ | 52. ___ | 72. ___ | 92. ___  |
| 13. ___ | 33. ___ | 53. ___ | 73. ___ | 93. ___  |
| 14. ___ | 34. ___ | 54. ___ | 74. ___ | 94. ___  |
| 15. ___ | 35. ___ | 55. ___ | 75. ___ | 95. ___  |
| 16. ___ | 36. ___ | 56. ___ | 76. ___ | 96. ___  |
| 17. ___ | 37. ___ | 57. ___ | 77. ___ | 97. ___  |
| 18. ___ | 38. ___ | 58. ___ | 78. ___ | 98. ___  |
| 19. ___ | 39. ___ | 59. ___ | 79. ___ | 99. ___  |
| 20. ___ | 40. ___ | 60. ___ | 80. ___ | 100. ___ |

(PLEASE DUPLICATE AS NEEDED)

**RESOURCES FOR THE 2006 DRIVE SMART**

## **HIGH SCHOOL TRAFFIC SAFETY AWARENESS PROGRAM**

American Medical Response	Tawnya Silloway	597-1277, ext. 142
Ambulance display	Tawnya Silloway	597-1277, ext. 142
DRIVE SMART	Maile Gray	444-7534
Parking lot sign templates	Maile Gray	444-7534
Promotion materials	Maile Gray	444-7534
Safety Belt Honor Roll	Maile Gray	444-7534
General questions about safety belt checks, or the whole program	Maile Gray	444-7534
Grim Reaper Program	Maile Gray	444-7534
Videos to lend	Maile Gray	444-7534
Vince and Larry Dummies	Maile Gray	444-7534
Crashed Car Display	Maile Gray	444-7534
“SMART” (Radar) Trailer	Sgt. Spanswick/Falcon Div. CSPD	444-7224
	Sgt. Comte/Gold Hill Div. CSPD	385-2118
	Sgt. Weber/Sand Creek Div. CSPD	444-7209
	Sgt. LeBeau/Stetson Hills Div. CSPD	444-3119
School District 11 Schools	Jim Hastings/D-11 Security	520-2441
		or 520-2287
The “Convincer”	Sergeant Thompson (CSPD)	444-7268
Elementary Pedestrian Program	Kristi Hensley	385-5445
Middle School “Crossing Cool”	Kristi Hensley	385-5445
KILO Radio	Zakk	955-1321 x1
MADD	Pam VanOverbeke	380-8673
MasterDrive, Inc.	General Manager	260-0999
Operation Lifesaver	Steve Jankowski	963-2111
Think First Prevention Program	Kelli Romp	365-6978
Trauma Nurses Talk Tough	Kelli Romp	365-6978
Insurance Questions	Michelle Bowren	532-8817
Student Crime Stoppers	Det. Barb Riester, CSPD	444-7843
Fatal Decisions/SIDNE car	D/C Steve Linhart, UCCS	262-3111
Driver Safety Consultants	Tom Antkow	277-0001
Newton Takes the Wheel	Maile Gray	444-7534

# **DRIVE SMART COLORADO SPRINGS HIGH SCHOOL TRAFFIC SAFETY CHALLENGE PROGRAM CONCEPTS**

**DATES FOR THE CHALLENGE: October 9 – December 1, 2006**

DRIVE SMART suggests the program message include all traffic safety issues. In addition to safety belt use, the campaign could promote “drive alcohol and drug free, drive courteously, and ways to avoid traffic crashes” in Colorado Springs. The promotion can include general traffic safety information specifically targeted to the high school audience.

**Mandatory Presentation -- this can be in one or two larger assemblies or in smaller classroom scenarios and it might work on a closed circuit TV, with a taped talking point segment. It is requested that as many students as possible be able to view the presentation.**

A representative from law enforcement (most likely your own School Resource Officer) will show a dynamic video titled “No Second Chances”. This 15-minute video tells the stories of Jennifer and Patrick, two Colorado teen drivers who took chances behind the wheel that took the lives of two innocent people. While this video can stand alone, it is suggested that several minutes be given for talking points and questions/answers. An interesting addition to the presentation might be to have a student assist the SRO (perhaps generating more interaction with the audience). *There is a possibility that Jennifer and Patrick would be available for a presentation. They would need ample notice, so will need to be scheduled well in advance. Contact Maile if you are interested, 444-7534.*

Allow a minimum of 30 minutes for the video presentation.

As in the past, these presentations will be scheduled around your individual school's needs. Some schools prefer to set up smaller assemblies or work with the Health classes. Other schools set up one or two large assemblies. These larger assemblies seem to be able to impact the greatest number of students, with the least disruptions and scheduling problems. On the downside of larger assemblies, it is sometimes difficult to capture (or keep) the attention of students in a huge audience. **In this scenario, please try to have a video projector and large screen to make the presentation the most visible--do not attempt to show the video on one small TV to a large audience. If necessary and with advance notice, your SRO may call Maile Gray (444-7534) and borrow a video projector to present the video.**

Free Seminar "Beyond Blind Faith" presented by MasterDrive--not mandatory, but if possible would be an excellent additional program to offer to your fellow students to attend with members of their own family during an evening within the Challenge timeframe. Make EARLY plans with your administration and MasterDrive (General Manager, 260-0999), and DRIVE SMART can help with promotional materials.

**Be Sensible: Don't Drive Yourself to Distraction**

A fun and light-hearted look at an important driving topic relevant to society today – driving distracted. Cell phones, eating, radio/CD's and friends in the car can all pose a danger while operating a car. This short video produced by Cingular, would be a perfect health class presentation. An educator's guide accompanies it. Contact Maile Gray, 444-7534, if you are interested in borrowing this video.

## MANDATORY COMPONENTS OF THE CHALLENGE

### REMEMBER, TO BE CONSIDERED A FULL PARTICIPANT IN THE CHALLENGE, EACH SCHOOL MUST:

- ✓ COMPLETE THREE SAFETY BELT CHECKS (detailed below)
- ✓ SHOW THE MANDATORY VIDEO PRESENTATION (“No Second Chances”) as detailed above.
- ✓ TURN YOUR FINAL NOTEBOOK IN ON TIME! **DECEMBER 1st, 5 P.M.** NOTEBOOKS MUST BE TURNED IN TO MAILE GRAY AT THE POLICE OPERATIONS CENTER FRONT DESK, 705 S. NEVADA AVE., DOWNTOWN.

Mandatory Presentation: “No Second Chances”. – 15 minute video.

Unannounced Safety Belt Checks – The Traffic Safety Challenge is designed to increase awareness and use of safety belts among students, as well as promote general traffic safety practices. The Challenge involves three unannounced observations of student safety belt usage. The first survey must be completed by **October 13**, before the mandatory presentation and prior to the beginning of the awareness campaign. The second observation should occur **between October 30 - November 3**, and the final observation completed **between November 27 - December 1**. The lunchtime observation should be completed any time during the challenge. The results of the observations will be an indicator of the effectiveness of the safety belt awareness campaign. Complete Safety Belt Check guidelines, as well as forms to fill out are included in this Challenge Kit. Completed forms must be mailed to the DRIVE SMART Office, 705 S. Nevada Ave, CS CO 80903, as soon as each check is completed, or FAX the results to (719) 667-2781.

A **notebook is not necessary**, but most students feel it is helpful and a great way to organize their campaign and document it via calendars, photos, essays, etc. If you do not turn in a notebook, you **MUST** still make sure that Maile Gray is aware that you have had your mandatory presentation and have done all three safety belt observations.

Talk with your faculty sponsor or SRO to help you plan your program.

**Based on past experience, it makes a greater impact to have several things scheduled on one day as opposed to spreading them out.**

Program Options Might Include:

**KILO Radio Station:** Colorado's pure rock 94-3 KILO will bring out the 'Black Dawg' Chevy Tahoe to your school during the lunch hour. Use KILO to draw pledge cards for prizes – so plan a pledge card signing before the event. KILO will broadcast reminder messages throughout the campaign as a reminder to buckle-up! This should be held in conjunction with another display such as the Convincer or additional DRIVE SMART activity. Contact Zakk at KILO, 955-1321 or email at zakk@kilo943.com

**Vince & Larry Dummies:** "You can learn a lot from a dummy." Vince & Larry are two NHTSA crash dummies who came alive to tell people about what happens when you don't wear safety belts. Vince and Larry are seen on TV and heard on radio, and are easily recognized by audiences. These two crazy dummies add levity to a very serious situation. DRIVE SMART provides the costumes and audiotapes. The school needs to provide two volunteers to dress up in the costumes. Contact Maile Gray, 444-7534.

**Grim Reaper Program:** DRIVE SMART has Grim Reaper costumes that a student can wear. The student will go around school and "kill" a student every 12 minutes, graphically indicating the number of people killed on the highways daily by drunk drivers. The "dead" students cannot communicate with other students for the remainder of the day. Some schools have said that this can be confusing, so be sure you let your school know it is coming and what the Grim Reaper signifies prior to your event. (A short video is available to show samples of how you can do this program.) Contact Maile Gray, 444-7534.

**Crashed Car:** DRIVE SMART has acquired an excellent crashed car that proves why you should always wear your safety belt. This young man had made several bad choices before he got behind the wheel of his car, and the safety belt saved him from his own bad actions. This crash occurred locally in the spring of 2006. Contact: Maile Gray, 444-7534.

**Wheel Chair "Injured" Students:** High Schools can make arrangements to have well known students in wheel chairs for a day. This would illustrate that traffic crashes not only kill, but also can permanently injure someone, changing his/her life forever. You may call AMR to borrow a wheelchair but please be aware that they do not have many, so allow plenty of time to reserve one. Contact Tawnya Silloway, 597-1277, ext. 142.

**Fatal Decisions: Fatal Decisions:** The University of Colorado at Colorado Springs (UCCS) Police Department is pleased to make available a unique interactive alcohol and drug awareness program entitled SIDNE (Simulated Impaired Driving Experience). Participants drive a go-cart through a cone course to experience the difference between when their reflexes and judgment are impaired and when they are not impaired. This program is the first of its kind in Colorado and can be presented to any size group. Fatal Vision goggles, Fatal Reflections, Fatal Reaction, and alcohol 101 + tools are also made available to help participants experience what it is like to be intoxicated and to have a virtual crash experience as a victim. There are many opportunities for volunteers to assist with the program. Opportunities for high school presentations are somewhat limited. Contact Deputy Chief Steve Linhart at 262-3111 or email at slinhart@uccs.edu.

**Newton Takes The Wheel:** Your physics classes might be interested in this presentation that is given by members of the Colorado Springs Police Dept.'s Major Accident Response Team. The presentation consists of approximately three real world crash scenarios that students will use Newton Laws of Motion (specifically momentum analysis) to solve. Students will use pictures of the crash scene as well as crash scene measurements to assist in determining the vehicles speeds. Presentation is able to be adjusted to meet time constraints. Contact: Maile Gray, 444-7534.

**MasterDrive - "Beyond Blind Faith":** (2-hours) Good news for parents and teens! Interactive and "fun"ctional seminar about the learning to drive process. What you need to know about licensing,

training, insuring and coaching a new driver. You receive a FREE "Teen Driver Survival Kit" which includes:

- ☺ Teen Driver Survival Manual
- ☺ Driving Log
- ☺ Driving Contract
- ☺ Stick Shift Brochure

Contact General Manager, 260-0999.

**First Responders: American Medical Response (AMR)** Will provide an interactive display that will include EMS/EMT ambulance staff able to discuss automobile crashes by telling their own real life adventure stories. AMR will also provide on-site tours at the Colorado Springs Operations Center to demonstrate how Emergency Medical Services are operated; from transporting patients to dispatching 911 calls. The tours are designed for groups of up to 20 people and last for approximately one-hour. Contact Tawnya Silloway, 597-1277, ext. 142.

**Insurance, what determines your rates?:** A representative from a local insurance company will give you an idea about insurance rates and how what type of vehicle you drive and what you do behind the wheel effects your costs. Contact Michelle Bowren, 532-8817.

**DUI Wheelchair /and/or Fatal Vision Goggles:** Think you can drive while under the influence? You can put on a fun and easy obstacle course using a wheelchair or a tricycle, some stuffed animals or traffic cones and use the "Fatal Vision" goggles. Contact Maile Gray to borrow the goggles (you get the other materials) 444-7534.

**Trauma Nurses Talk Tough:** A compelling presentation led by nurses at Memorial Hospital's Trauma Center, addressing the consequences of unsafe driving practices by teenagers.

*Vanished* - We encourage schools to warn students regarding the programs hard-hitting content and provide an option not to participate. Many of the pictures used are graphic, portraying crash scenes and serious injuries. This presentation is a repeat of the one from 2005 that was seen by only a few schools. *This presentation is suitable for an assembly.*

*Life in the Emergency Department* – The same trauma nurses that have led the assemblies for the past several years want the opportunity to visit with students more closely. This program, new for the 2006/2007 school year, provides an inside view of the Emergency Department and takes a close look into how alcohol affects teens and the nurses caring for them. *This presentation is suitable for smaller, classroom settings and will provide excellent opportunity for students to interact with trauma nurses from the busiest Emergency Department in the State of Colorado.* Contact Kelli Romp, 365-5834.

**Think First Brain and Spinal Cord Injury Prevention Program:** This program, presented by a nurse from Memorial Hospital, includes a short video in addition to hearing from a crash survivor, talking about his/her recovery process after sustaining a serious injury. This program works in *smaller* classroom settings but can accommodate most any classroom or assembly setting. Contact Kelli Romp, 365-5834.

**"SMART" Radar Trailer:** This is a device that when set on the side of a road, or in a parking lot, tells the exact speed that a vehicle is traveling as it passes by (it actually "spots" the vehicle several hundred

feet away as it moves towards the trailer). It is an excellent exhibit that draws attention to how fast you are going in relation to a safe speed limit. Contact Sgt. Spanswick/Falcon Div. CSPD 444-7224, Sgt. Comte/Gold Hill Div. CSPD 385-2118, Sgt. Weber/Sand Creek Div. CSPD 444-7209, Sgt. LeBeau/Stetson Hills Div. CSPD 444-3119. If your school is in the County, contact your SRO. For School District 11 Schools, contact Jim Hastings/D-11 Security 520-2441 or 520-2287.

**Promotion materials:** DRIVE SMART can provide schools with posters and banners, as well as bumper stickers and key chains to assist in the educational efforts. Newsletter articles, announcements to be read over the P.A. system, videos, and bulletin board flyers are included in this Challenge Kit. Contact Maile Gray, 444-7534.

**Templates** to paint parking lot signs stating **BUCKLE UP** are available. Contact Maile Gray, 444-7534.

**Pledge Card drawings:** Enclosed in your packet of materials is a sheet of pledge cards. Duplicate these cards and contact local restaurants, movie theaters, etc. for give-away items that can be used in drawings after students have pledged to wear their safety belts at all times.

**The "Convincer":** A demonstration sled that simulates the impact of a 5-mph crash. A ride "convinces" individuals of the importance of buckling up. Contact Sgt. Thompson 444-7268.

**MADD Colorado Springs:** Mothers Against Drunk Driving (MADD) can provide a presentation to entire student bodies or individual classes on the prevention/danger of underage drinking. Educational suggestions:

- Videos (12-30 minutes) that address the real dangers of underage drinking through the eyes of survivors and offenders.
- "Buzz Free Prom", Multi-media shows, MADD Class Packs are materials and video's that remind students of the consequences of their choices. These programs can be used for individual classes or school assemblies but will need to be booked in advanced.
- AlcololEdu is an on-line education program which every student can participate in anomalously and school administration can track trends within each school. Some school's are using this program as a mandatory requirement for graduation or to purchase prom tickets.
- Speakers are available to come to speak to area schools about the consequences of underage drinking and drinking and driving. Presentations can be made to an entire school or individual class.
- School's may work with their SRO's to schedule a Victim Impact Presentation. The presentation is designed to educate youth on the emotional impact of alcohol related crashes through the use of speakers, statistics and pictures of crash scenes. This program should be scheduled in the evening so that parents may attend and used for teens who get into trouble at school (can also be used lieu of suspensions).

**YOU MAY ALSO ATTEND AN ACTUAL COMMUNITY VICTIM IMPACT PANEL. CONTACT MADD IF YOU ARE INTERESTED IN THIS.**

If you are interested in having MADD come to your school, please contact MADD 719-380-8673. Please note that some programs need to be booked several weeks or months in advanced.

**Operation Lifesaver:** Is a nationwide public education program designed to eliminate collisions, deaths, and injuries at highway-rail intersections and on railroad rights-of-way. It is sponsored cooperatively by a wide variety of partners, including federal, state and local government agencies, highway safety and transportation organizations, and the nation's railroads. To meet its lifesaving goals, Operation Lifesaver

strives to increase public awareness about the danger at places where the roadway crosses the train tracks and on railroad rights-of-way. The program seeks to improve driver and pedestrian behavior at highway-rail intersections by encouraging compliance with traffic laws relating to crossing signs and signals. Operation Lifesaver endeavors to reduce deaths and injuries on railroad rights-of way by educating people about the dangers on the tracks. In conjunction with its education program, Operation Lifesaver emphasizes the enforcement of existing traffic and trespassing laws, consolidation and closure of redundant highway-rail crossings, and engineering improvements, including installation and upgrading of crossing warning devices and signs. Contact Steve Jankowski, 963-2111 or e-mail: [pikespeak@co-ol.org](mailto:pikespeak@co-ol.org) for information.

**Peer Victim/Survivor Panel:** You may have some students, staff, and/or parents at your school who have been involved in a bad crash and are willing to talk about it to your school. This makes for an incredibly powerful presentation and would work well in combination with another presentation to make a larger impact. It will take a bit of work on your part, but is well worth it for the impact.

**Gone in an Instant, Anatomy of a Tragedy:** Driving to save lives. The personal story of the loss of his only child at the hands of an inexperienced 16 year old newly licensed driver and the establishment of a comprehensive Driver Education Program in her memory. Contact: Thomas Antkow or Misty, Driver Safety Consultants, Inc. at 277-0001 or email [driveguy1@msn.com](mailto:driveguy1@msn.com).

**Parent Night -** Plan to have an interactive event for parents and staff at an open house, or other event where many adults are present. Invite some of the speakers listed on the resource page (give them a minimum of two weeks notice). Some suggestions...have parents wear the Drunk Buster Goggles, ride the wheelchair course or ride the safety belt convincer.

#### **Feeder School Mentorship**

Reach out to your feeder elementary or middle schools with safety related programs such as a coloring contest, bike safety program or safe pedestrian class. Contact Kristi Hensley, 385-5445.

- Elementary School Program: Pedestrian safety education kit (includes video and brochures) and guidance available for teaching pedestrian safety to elementary school children.
- Crossing Cool - Middle School Program: Fashioned after the High School Traffic Safety Challenge - you can mentor a group of middle school students to conduct a safe walking/crossing the street campaign at their school (includes manual and video for your use).

**Traffic Safety Clip Art** – Available on line at [www.drivesmartcoloradosprings.com](http://www.drivesmartcoloradosprings.com).

#### **COLORADO SPRINGS STUDENT CRIME STOPPERS**

The Pikes Peak Student Crime Stoppers Program serves the 4<sup>th</sup> Judicial District and is a partnership involving law enforcement, the media and the schools. Student Crime Stoppers allows individuals, who have information and who have remained silent, the opportunities to give the information without the fear of retaliation, by providing an anonymous tip line. It also provides further incentive to do the right thing, by offering cash rewards. Student Crime Stoppers pays rewards for any information that could lead to a positive outcome, not just an arrest. This means the prevention of a harmful act such as careless driving, driving while intoxicated or under the influence of drugs and letting Student Crime Stoppers know where this type of activity is taking place.

**Contact:** Detective Barbara Riester, **444-7843**.

**Vid**

1.

the friends and families of six local teens that died in car crashes between October 2004 – June 2005. Each of these students died needlessly and each death was preventable.

2. **Street Racing, Don't Be A Loser:** (2004) (12 minutes) This locally produced video highlights the dangers and consequences of illegal street racing. Interviews with the family of Brandon who was killed on Hwy 94 while racing, as well as Travis who lived through a crash in his grandfather's '55 Chevy.
3. **U BOOZE - U CRUISE - U LOSE - Losin' It:** Teens speak frankly in this candid video about what it really means to get drunk--and then get behind the wheel.
4. **Shattered Lives:** A video with several testimonials of teens injured in motor vehicle crashes, or surviving family members. The focus is on drinking and driving.
5. **Sentenced for Life:** (20 minutes) Three moving and graphic real life stories of traffic crashes that occurred as a result of a drunk driver. Each segment is titled differently: The Friends, The Survivor and The Coma.
6. **Driving - A Rite of Passage:** (34 minutes) Any parent with a teen driver or soon to be driver must see this informational video. Consider how important the learning to drive process is for a new driver and get ideas how to tackle this opportunity and challenge. This video was produced by Douglas County with a grant from the Colorado Department of Transportation. Check at your local school library or call DRIVE SMART (444-7534) or MasterDrive (260-0999) for a copy.
7. **Channel 5 Video (1991):** This video was custom produced for DRIVE SMART by Channel 5 and 30 (in collaboration with Channel 11) using actual news footage to relay the devastating impact of local automobile crashes injuring and killing, among others, Colorado Springs teenagers.
8. **Anything Can Happen/Drive Responsibly (1994):** This video was created for the 1994 High School Challenge by **DRIVE SMART** and Channel 5 and 30. The 10-minute video was divided into two powerful interview segments with local individuals whose lives have changed dramatically as a result of one moment's carelessness while driving.
9. **Red Light Running (1996):** This video, approximately 10 minutes long, introduces a Colorado Springs woman whose life was dramatically changed as the result of being the victim in a Red Light Running crash. Actual footage of the scene and victim are used.
10. **A Time to Learn, A Time to Live (1998):** This video depicts the true story of four Greeley Colorado teens who lost their lives tragically one lunch hour in October 1998 due to lack of driving experience and driver inattention. Shown during the 1999 DRIVE SMART Challenge. (12 minutes)
11. **Diana's Last Message:** (10 minutes) This gripping video presentation recreates Princess Diana's fatal motor vehicle collision. Engineers who reconstructed the crash show how (had she been wearing a safety belt) Diana might be alive today. Hear real-life testimony from collision victims who tell how their choices about safety belt use have impacted their lives.

12. **If Only:** (20:03 minutes) Real-life depictions and several different scenarios, "If only I had been wearing a seat belt. If only I had a chance to do that over again. If only my friends still accepted me with my handicap."--how victims and families are impacted and lives are changed in a matter of minutes due to a traffic crash.
13. **Red Asphalt:** (approx. 10 min.) Real-life stories of crashes involving teens living in California that could have been averted with drivers being responsibly (even if the crash was not their fault). Each of the four stories involves teens, each with different circumstances. Very powerful!
14. **Driving Drunk: Your Choice:** (20 minutes) Focuses on four real-life situations where someone made the choice to drive drunk, and shows the long-term effects of those choices. You'll meet two moms who lost a son and a daughter to drunk drivers. You'll meet a man responsible for his own single car crash and now he lives with the result of that choice.
15. **Life and Death Choices:** (approx. 12 minutes) Used in the 2001 High School Challenge, this is the story of Alisa, an Evergreen teen who drove drunk at noon, passed a row of cars on a curvy mountain road and suffered a fatal crash (which her mother saw). Interviews with family and high school friends provide a powerful, local story of driving while under the influence.
16. **Just Call Me Crash:** (30 minutes) Denise Wagoner shares her powerful story of her crash, which led to multiple skull fractures, crushed ribs, brain swelling, the loss of her eyes, a crush vertebrae and the breaking of every facial bone. Doctors did not expect her to live, but, she survived, and is now disfigured, blind and brain damaged.
17. **Understanding Car Crashes, It's Basic Physics:** (22 minutes) What happens to vehicles and their occupants in crashes is determined by science. Using a series of vehicle maneuvers on a test track plus filmed results of vehicle crash tests, it is explained (in anything but a lecture style) the concepts of inertia, the relationship between crash forces and inertia, momentum and impulse, and a lot more. This video was used in the 2002 High School Challenge.
18. **Young Drivers, the High Risk Years:** (14 minutes) Crash rates for young beginning drivers are much higher than for older drivers. This videotape listens to 16 year-olds tell why they want their drivers' licenses and what driving means to them. Parents of beginners who died in crashes tell how the tragedies happened and how they've been affected. The video focuses on Graduated Drivers Licensing to reduce 16 year-olds' crash deaths.
19. **Be Sensible: Don't drive yourself to distraction:** (8 minutes) A fun and light-hearted look at an important driving topic relevant to society today – driving distracted. Cell phones, eating, radio/CD's and friends in the car can all pose a danger while operating a car. This short video produced by Cingular, would be a perfect health class presentation. An educator's guide accompanies it.
20. **Real Teens, Real Stories:** (13 minutes) Used in the 2003 Challenge, this is a hard hitting documentary-style video highlighting the experiences of four young drivers. Four

different crashes, four different outcomes - the interviews are intertwined with photos and reenactments with a strong message on safety belt use.

# AWARDS

Art Poster Contest  
Creative Writing Contest  
and  
New Video Contest

**ALL PARTICIPATING SCHOOLS WILL BE RECOGNIZED**

A special award will be presented automatically to every school that completes the two basic qualifying requirements (the mandatory presentation and the three safety belt checks) and gets **all** materials to **DRIVE SMART** by the December 1 deadline.

**AWARDS:** There will be four award categories in 2006, each having a 1st and 2nd place winner. Each school may win only **one** grand prize cash award.

The categories are:

- Highest Ending Buckle Up Rate
- Most Improved Buckle Up Rate
- Best Baseline Buckle Up Rate for a Returning School
- Best Overall Traffic Safety Campaign

**Grand Prize Cash Awards**

\$200 will be given to the 1st place winner in each category.

\$100 will be given to the 2nd place winner in each category.

*There are two special additional cash awards:* best video -- \$100.00  
most creative notebook \$ 50.00

All of the first place schools will receive a banner to be hung in the school.

**DEADLINES:**

**5 p.m. Friday, December 1**-- please set all internal deadlines to meet the **December 1** city-wide deadline. All posters, videos, and creative writing entries need to be turned in at this time.

In addition, turn in your notebook entry for the overall program award by **December 1**.

**NOTE: There is no room for an extension this year. If your information is not turned in by 5 p.m. on December 1, you will NOT be considered for an award.**

**EXAMPLES OF PROGRAMS/ACTIVITIES OF WINNING SCHOOLS**

**Sample I**

3 belt checks

Presentation

Vince and Larry

KILO

The Convincer

The Grim Reaper

Wheelchair

Trauma nurses

## **EXAMPLES OF PROGRAMS AND ACTIVITIES OF WINNING SCHOOLS**

### **Sample II**

3 belt checks

Presentation

Vince and Larry

KILO

Stencils

Daily announcements

School newspaper article

Leadership activities

**Sample III**

3 belt checks  
Presentation  
Mock crash  
Outreach to Elementary students  
Pledging cards  
MOCK DUI crash  
KILO remote  
Colorado Sate Highway posting signs  
Channel One Videos  
Radio PSA  
Give aways

Enrollment: 1,200  
Baseleline: 84.3%  
2<sup>nd</sup> check: 89.8%  
3<sup>rd</sup> check: 90%  
Increase: 5.7%

90% honor roll award

~~WINNING SCHOOLS~~  
continued

**Sample IV**

3 belt checks  
Presentation  
Vince and Larry  
KILO  
Trauma nurses  
Pledge cards  
Stencils

## **CONTESTS DESIGNED TO REACHOUT TO MORE STUDENTS**

**Contact your school English, Art and Journalism Departments to get their cooperation and their help in getting students involved.**

There will be three contests in the following categories:

**POSTER:** no larger than 20" x 22" (judged by local graphic designers). The poster must depict the words **DRIVE SMART** in the drawing.

**CREATIVE WRITING:** entries may include essays, poems, skits or plays, newspaper articles, etc. There is no length requirement. (Judged by local editorial professionals.) The entry must mention **DRIVE SMART**.

One suggestion is to make a theme. Example: Write your own obituary based upon dying in a car crash, or write a letter to the parent of a friend who just died in a crash expressing your sympathies.

## **VIDEO (Public Service Announcement) CONTEST**

### **Get the Cameras Rolling**

#### **WHAT?**

Videotape a 30-second television public service announcement (PSA) geared to young drivers. Write, produce and edit the tape.

Categories – enter one or more of the following:

1. Driving under the influence (ideas: Don't Drink and Drive; DUI – it's deadly and illegal, etc.)
2. Using safety belts (ideas: Seat belts save lives; Buckle up – it's the law, etc.)
3. Aggressive driving (ideas: Tailgating, ignoring traffic signals, speeding, discourteous driving, etc.)

Do not combine topics in a single PSA. Too many messages will spoil the impact.

#### **WHY?**

Drivers' 16-19 years old have a crash rate four times higher per mile driven than all other age groups combined. DRIVE SMART Colorado Springs and KOAA TV Channels 5/30 sponsors this video contest to educate young people about the dangers of irresponsible driving. Our goal is for creative students to use the video to send powerful messages to their peers.

### **Earn High Ratings**

#### **HELPFUL HINTS**

- Remind young people to drive responsibly to prevent auto injuries and death.
- Avoid dangerous driving while making your PSA.
- Be sure your PSA is in good taste.

**“And the award goes to...”**

#### **JUDGING**

Entries will be judged by members of the DRIVE SMART alliance and professionals from KOAA TV Channels 5/30. The video will not be judged necessarily on technical excellence, but on overall impact, creativity and originality. All tapes will be returned.

**AWARDS**

The first place winner will receive \$100.00 for their school.

**Break Into Showbiz**

**HOW TO ENTER?**

Submit your finished 30-second PSA along with your final DRIVE SMART High School Challenge notebook on December 1st. Your video must be on 1/2-inch VHS tape or DVD. One entry per tape/DVD. The PSA must be the only item on the tape. If possible, place 30 seconds of color bars and tone at the beginning of the PSA. Use good quality and new tape.

Print or type the following information on two gummed labels. Attach one label to the videotape and another to the videotape box:

- Name(s) of entrant(s)
- Name of school
- Sponsoring organization or club (if any)
- Title of entry
- Category

\*\*\*\*\*

**One or more categories may be entered (the more entered, the better), and each school can enter as many entries per category as desired.**

-----

## **MISCELLANEOUS FORMS**

Sample Letter to Faculty

Pledge Sheets

Mock Citations



Sample **Letters to Faculty** to increase participation of more students:

Dear (teacher's name),

Our school is participating in the annual DRIVE SMART High School Traffic Safety Challenge. This is a traffic safety education campaign that nearly all the local high schools are participating in. We have a chance to win money for our school if we complete the challenge, but more importantly, we hope to make more of our fellow students aware of being a safer and more responsible driver and passenger. The messages we get out during this campaign could possibly save a life.

We would like to get as many students involved this year as possible. There are several contests that your classes could participate in and the winning students will be individually recognized at the award ceremony. We hope you will encourage your students to participate.

The Art Poster Contest: poster no larger than 20" x 22" (judged by local graphic artists). The poster must include the words DRIVE SMART in the drawing.

The Creative Writing Contest: entries may include essays, poems, skits or plays, newsletter articles, etc. There is no length requirement (judged by local editorial professionals). The entry must mention DRIVE SMART.

Video Contest: this is to be a 30-second television public service announcement geared to young drivers. Write, produce and edit the tape. See specific contest guidelines for all categories and rules. This contest will have a separate cash award for the winner.

We hope your class will participate in our Traffic Safety Challenge! Please contact us for more information.

Sincerely,

(the organizers)



## PLEDGE

I PLEDGE TO ALWAYS WEAR MY SAFETY BELT EVERY TIME I RIDE IN A CAR. I ALSO PLEDGE TO BE SURE OTHERS IN MY CAR ARE PROTECTED WITH A SAFETY BELT OR CHILD SAFETY SEAT.

SIGNATURE \_\_\_\_\_ Date \_\_\_\_\_

CUT- - - - -



## PLEDGE

I PLEDGE TO ALWAYS WEAR MY SAFETY BELT EVERY TIME I RIDE IN A CAR. I ALSO PLEDGE TO BE SURE OTHERS IN MY CAR ARE PROTECTED WITH A SAFETY BELT OR CHILD SAFETY SEAT.

SIGNATURE \_\_\_\_\_ Date \_\_\_\_\_

CUT- - - - -



## PLEDGE

I PLEDGE TO ALWAYS WEAR MY SAFETY BELT EVERY TIME I RIDE IN A CAR. I ALSO PLEDGE TO BE SURE OTHERS IN MY CAR ARE PROTECTED WITH A SAFETY BELT OR CHILD SAFETY SEAT.

SIGNATURE \_\_\_\_\_ Date \_\_\_\_\_



**A FRIENDLY REMINDER**  
FROM DRIVE SMART AND AREA LAW ENFORCEMENT

You were observed to be in violation of Colorado Revised Statute for safety belt usage.

- Colorado Graduated Driver's Licensing Law requires that the driver must be in a safety belt and all passengers with drivers under 18 must wear a safety belt. No more than one passenger in the front seat and the number of passengers in the back seat must not exceed the number of safety belts.
- Colorado law requires that drivers 18 and over, and front seat passengers, wear a safety belt.
- Colorado law requires that any person under the age of 16 must wear a safety belt regardless of their position in the vehicle.

**CUT-** - - - - -



**A FRIENDLY REMINDER**  
FROM DRIVE SMART AND AREA LAW ENFORCEMENT

You were observed to be in violation of Colorado Revised Statute for safety belt usage.

- Colorado Graduated Driver's Licensing Law requires that the driver must be in a safety belt and all passengers with drivers under 18 must wear a safety belt. No more than one passenger in the front seat and the number of passengers in the back seat must not exceed the number of safety belts.
- Colorado law requires that drivers 18 and over, and front seat passengers, wear a safety belt.
- Colorado law requires that any person under the age of 16 must wear a safety belt regardless of their position in the vehicle.

**GENERAL STATISTICS**  
**&**  
**USEFUL WEB-SITES AND ARTICLES**

**DUI in El Paso County**  
**Graduated Driver's Licensing Law**  
**Insurance Rates**  
**Safety Facts**  
**Useful Web Sites**  
**Various Essays and Bulleted**  
**Fact Sheets**

***PLEASE USE ANY OF THIS INFORMATION TO  
CREATE SHORT SKITS OR PA ANNOUNCEMENTS  
TO GIVE DAILY REMINDERS AND BRIEF  
MESSAGES ABOUT YOUR CAMPAIGN AND  
TRAFFIC SAFETY!***

# IF YOU DRIVE ALCOHOL-IMPAIRED IN EL PASO COUNTY, HERE'S WHAT YOU RISK...

## D.W.A.I.

(Driving While Ability Impaired)

If your blood alcohol content is .05 but less than .10, and you drive, you will be charged with D.W.A.I.

First D.W.A.I. eight points will be assessed against your license. A second D.W.A.I., you may lose your driver's license for one year.

## D.U.I.

(Driving Under the Influence)

If your blood alcohol content is .10 or above, and you drive, you will be charged with D.U.I.

If convicted, you will lose your driver's license for one year.

### Blood Alcohol .02-.05 if under 21, Class A Traffic Infraction

(It is a class A traffic infraction for any person under 21 years of age to drive any vehicle in this state when the amount of alcohol, as shown by analysis of the person's blood or breath, in such person's blood is at least .02 but less than .05 grams of alcohol per one hundred milliliters of blood or at least .02 but less than .05 grams of alcohol per two hundred ten liters of breath at the time of driving or within two hours after driving.)

Up to \$100 fine  
License revoked 3 months

### CONSEQUENCES

- |   |  |
|---|--|
| 1. ATTORNEY FEES:<br>Retainer of up to \$2,500 Trial costs up to \$150 per hour (Retainer may be applied to this) | 5. REQUIRED ATTENDANCE AT A VICTIM'S IMPACT PANEL        |
| 2. DWAI \$100 - \$500<br>DUI \$300 - \$1,000  | 6. COURT COSTS OF \$25-\$500                             |
| 3. 48-112 HOURS OF COMMUNITY SERVICE  | 7. PUBLIC SERVICE FEES OF \$60                           |
| 4. COST OF ALCOHOL TESTING  | 8. LEVEL II ALCOHOL EDUCATION AND THERAPY \$500          |
|   | 9. ACTIVE JAIL (mandatory if second offense or BAC >.20) |

- \* Potential loss of security clearance for military, Department of Defense, and defense contractor employees.
- \* Refusal to take chemical test for alcohol or drugs is an automatic one-year suspension of driving privileges and the driver is not eligible for a probationary license.
- \* When your driver's license is reinstated, you must maintain proof of insurance with the state for 3 years.
- \* Increased cost of High Risk Insurance (SR-22)

**IN THE 4<sup>TH</sup> JUDICIAL DISTRICT, 94.2 OF ALL  
ALCOHOL RELATED CHARGES RESULT IN CONVICTION.**

**IF YOU INJURE OR KILL SOMEONE WHILE YOU ARE DRIVING  
ALCOHOL-IMPAIRED, HERE'S WHAT YOU RISK IN  
EL PASO COUNTY:**

**VEHICULAR ASSAULT**

You may be charged with this if you drive alcohol-impaired and injure someone:

This is a Class 5 felony, punishable by:

1. **1-3 years in prison**
2. **Possibly up to 8 years in prison if there are aggravating circumstances (children in the car with you, previous drunk driving charges, obvious disregard for the safety of others, etc.)**
3. **A fine of \$1,000 - \$100,000**
4. **Restitution for damages caused**
5. **You may also be sued in civil court for wrongful injury**

**VEHICULAR HOMICIDE**

You may be charged with this if you drive alcohol-impaired and kill someone.

This is a Class 4 felony, punishable by:

1. **2-6 years in prison**
2. **Possibly up to 16 years in prison if there are aggravating circumstances**
3. **A fine of \$2,000-\$500,000**
4. **Restitution of damages caused**
5. **You may also be sued in civil court for wrongful death**

- **IF YOU DRIVE INTOXICATED OR IMPAIRED, AND YOU INJURE OR KILL SOMEONE, YOU MAY BE CHARGED WITH VEHICULAR ASSAULT OR VEHICULAR HOMICIDE EVEN IF THE OTHER DRIVER'S ACTIONS CONTRIBUTED TO THE CRASH.**
- **THE POSSIBILITY OF A D.W.A.I./D.U.I CHARGE BECOMING VEHICULAR HOMICIDE IS OFTEN A MATTER OF INCHES OR SECONDS.**

**PREVENTION STRATEGIES**

- \* **IF YOU DRINK - DON'T DRIVE**
- \* **CALL A CAB - OR GET A RIDE WITH SOMEONE WHO HAS NOT BEEN DRINKING**
- \* **IF YOU SEE ALCOHOL-IMPAIRED FRIENDS ATTEMPTING TO DRIVE - PLEASE DON'T LET THEM**
- \* **DON'T LET YOURSELF OR YOUR LOVED ONES RISK THESE CONSEQUENCES**

## The Graduated Driver's Licensing Law (GDL) and You... What Does It Mean?

### Laws for Drivers under Age 18:

#### When can a teen get a learner's permit?

- Minimum age 15, if enrolled in a state-approved driver's education program.
- Minimum age 15 ½ after successfully completing a 4-hour driver awareness course.
- Minimum age 16 if none of the above.
- All new drivers under age 18 require a parent/legal guardian's signed affidavit to obtain a learner's permit.

#### What does a teen under 18 with a learner's permit need to do before applying for a driver's license?

- Hold a learner's permit for at least one year.
- 50 logged hours of driving time with a responsible, licensed adult prior to obtaining a license. 10 of those supervised hours must be nighttime driving.
- A teen under age 16 with a learner's permit may not drive with anyone except their driving instructor, parent, or legal guardian.
- Teens age 16 and older with learners' permits may drive with any licensed driver 21 years of age and older.
- **No cell phones while driving with a learners permit.**

#### What rules apply to licensed drivers under age 18?

- **No passengers under age 21 until the driver holds a valid driver's license for at least six months** (siblings and passengers with medical emergencies excepted).
- **No more than one passenger under age 21 until the driver holds a valid driver's license for at least one year** (siblings and passengers with medical emergencies excepted).
- No more than one passenger in the front seat of a vehicle driven by a person under age 18, and the number of passengers in the back seat must not exceed the number of seat belts. All passengers with drivers under eighteen must wear seatbelts.
- **No driving between midnight and 5 a.m. until the driver holds a valid driver's license for at least one year, unless accompanied by a parent/legal guardian.** Exceptions:
  - Driving to a school or school-authorized activity and the school does not provide transportation (signed statement from school required).
  - Driving to/from work (signed statement from employer required).
  - Medical emergency
  - Driver is an emancipated minor
- No drinking and driving
- Obey all traffic Laws
- Carry proof of insurance

For more information please check the following website: [www.coteendriver.com](http://www.coteendriver.com)

# **SAFETY BELT USAGE EXCUSES VS. FACTS**

Use the following ideas for daily announcements over your school PA system:

## **EXCUSE #1**

I'm only going a short distance, and I won't be driving very fast, so I don't need my seat belt.

## **FACT**

The great majority of accidents occur at less than 40 MPH and within 25 miles of home.

## **EXCUSE #2**

Well, so what. If I see that I'm going to crash, I'll brace myself.

## **FACT**

Not possible. To show you why, let's talk about the speed times weight ratio which computes your effective weight in a motor vehicle crash. Say you weigh 130 lbs., and you are involved in a crash at 25 MPH. Your effective weight then is your actual weight times your speed or 3,250 lbs. Even if you could react quickly enough, there is no way you would have the strength to brace that much weight.

## **EXCUSE #3**

But what if the car crashes into water or starts on fire? I've heard that it's better to be thrown out of the vehicle.

## **FACT**

Collisions involving fire or submersion total only ½ of 1% of all traffic crashes. If you are thrown out of the car, you are four times more likely to be killed than if you stayed in.

## **EXCUSE #4**

The seat belt usually wrinkles my clothes or gets them dirty. I spend a lot of time getting ready to go places, and I don't want to get there with wrinkled clothes. Besides, the safety belts are not comfortable.

## **FACT**

You can very easily get used to the feel of a safety belt, and soon you will feel uncomfortable if you are not wearing it. Sure, maybe your clothes will get wrinkled, or sometimes soiled. But if you are unbelted in a traffic crash you are three times more to be injured, and five times more likely to be killed than if you had your belt on. So would you rather be wrinkled and dirty...or dead?

## **EXCUSE #5**

Well, I'm really careful about buckling up my kids, but I still don't think I need to wear my seat belt.

## **FACT**

A common cause of injury to children in automobiles is being crushed by adults who are not wearing seat belts. Remember the speed times weight ratio? Imagine your child being hit by that 3,250 lbs. In fact, one out of four serious injuries to passengers are caused by occupants being thrown into each other.

**EXCUSE #6**

But safety belts don't really help much, do they? I mean, why bother if it doesn't make much difference?

**FACT**

Safety belts reduce the likelihood of fatal or serious injuries by 50%. On a national basis, each 10% increase in safety belt use results in 30,000 fewer serious and moderate injuries and a saving of approximately \$800 million in direct costs to society. And, drivers wearing seat belts have more control over their car in emergency situations so are therefore more likely to avoid an accident.

**EXCUSE #7**

Well, all these facts make sense. But I'm lucky. I'll never be in a crash.

**FACT**

During a 75-year lifetime, your chances of being in a traffic accident are better than 8 out of 10. Traffic crashes rank as the No. 1 killer of Americans ages 1-44. Furthermore, the number of auto occupants killed each year in the U.S. is equal to a fully loaded 727-passenger jet crashing every single day of the year.

Sure, maybe you are lucky. Maybe you won't ever be involved in a traffic crash. But the statistics say you will be. Why risk your life when you might save it just by wearing your seat belt whenever you are in a car. Please - don't take a chance. DRIVE SMART - and Buckle-up.

Sources of Information: National Safety Council, National Highway Traffic Safety Administration, San Diego State University, Colorado Seat Belt Network.

## **MORE FACTS**

- ☞ The probability of being involved in a motor vehicle crash during a 75-year lifetime is approximately 84 percent.
- ☞ Unrestrained passenger-car occupants are three times more likely to require hospitalization than occupants who wore safety belts.
- ☞ On a national basis, each 10 percent increase in safety-belt use results in 30,000 less serious and moderate injuries and a saving of well over \$800 million in direct costs to society.
- ☞ Traffic crashes rank as the No. 1 killer of Americans ages 1-44.
- ☞ In terms of years of life lost to Americans (based on life expectancy data), injuries as a result of motor-vehicle crashes exceed cancer by 1.1 million years and top heart disease and strokes by 900,000 years.
- ☞ Of motor vehicle related deaths, 86 percent occurs during normal weather conditions.
- ☞ Less than one half of 1 percent of all injury-producing, passenger-car collisions involve fire or submersion.
- ☞ Safety belts reduce the likelihood of fatal or serious injuries by 40 to 55 percent.
- ☞ Drivers thrown from their cars are 4 times more likely to be killed than if they stayed in their vehicle. The risk of death is about two and one-half times as great for ejected front-seat passengers.
- ☞ Of the total passenger-car fatalities, 90 percent occur in the front seat.
- ☞ Three out of every four traffic accidents happen within 25 miles of the home.

## **HOW FAST CAN YOU DIE?**

A vehicle traveling at 55 miles per hour crashes into a solid immovable object.

1/10th of a second elapses.

The front bumper and chrome of the grill collapses, pieces of the chrome and grillwork penetrate the object that was hit to a depth of 1-1/2 inches.

At 2/10ths of a second after impact the hood rises, crumples and smashes into the windshield. Your rear wheels continue to spin at 55 mph, and leave the ground. The front fenders come into contact with the object you hit, forcing the rear vehicle's parts out over the front doors. The driver of the vehicle continues to travel at 55 mph, in a forward motion. At 20 times the normal force of gravity, the body now weighs 300 lbs. His legs now snap at the kneecaps due to the force put on them.

At 3/10ths of a second after impact the driver's body is still being thrust forward at incredible speed and force. The broken knees are pressed up against the dashboard and the plastic steering wheel is beginning to bend under the death grip. The head is now close to the shattering windshield and his chest is pushing the steering column.

At 4/10ths of a second after impact the car's front 24 inches have been demolished, and the rear end is still traveling at approximately 35 mph. The driver's body is still traveling at 55 mph. The half-ton motor block meets the object that was struck.

At 5/10ths of a second after impact the steering wheel bends under the force of the driver's hands and moves forward into an almost vertical position. The force of gravity impales the driver on the steering shaft, the driver unable to defend himself from the onslaught of jagged dirty metal tearing into his flesh. Blood starts to fill his lungs.

At 6/10ths of a second the driver's feet are ripped out of his shoes as the brake pedal shears off at the base. The car chassis continues to bend at the middle and move forward. The driver's head is now into the windshield, cutting, tearing, and searing pain. The car settles with its wheels still spinning, forcing the vehicle still out of shape.

At 7/10ths of a second, the seat rams forward with the force of all the rear and behind it, forcing the driver against the cruel steel of the steering shaft, blood leaps from his mouth, his heart froze with shock. HE IS NOW DEAD!

Total time elapsed. . .seven tenths of a second, less than the time required to take a breath of life.

Traffic crashes are the leading cause of death for people under the age of 30. 60% of the fatalities involving motor vehicles could be prevented by the use of seat belts. This percentage translates into a least 17,000 lives a year. That's a brother, a sister, a mother, a father or a close friend.

According to the Colorado State Patrol, 96% of the fatalities in Colorado were not wearing seat belts at the time of the crash. And a study conducted at the University of Colorado Medical School, found that the unbuckled occupant of a vehicle involved in a crash, is five times more likely to die in the crash and three times more likely to be seriously injured. It only takes a few seconds to buckle your seat belt, and less than seven tenths of a second to snuff out a life. Please wear your safety belt at all time and encourage others to do the same.

Michael Herst

**Comparative Quotes for 17-year-old youthful operator Male**

**Based on Colorado Springs 80920**  
**All premiums are 6-month premiums**

Operator: Male 17 years old  
Vehicle: 1997 Honda Civic CX, 2 door hatchback, 4 cylinder  
PTS: 0 pts. (no accidents or convictions)  
\*\*\*\*\*  
6-month policy premium: \$3,228.00

Operator: Male 17 years old  
Vehicle: 1997 Honda Civic CX, 2 door hatchback, 4 cylinder  
PTS: 3 pts. (from accidents or convictions)  
\*\*\*\*\*  
6-month policy premium: \$3,299.00

Operator: Male 17 years old  
Vehicle: 1989 Jeep Wrangler, 4 cylinder, 4x4  
PTS: 0 pts. (no accidents or convictions)  
\*\*\*\*\*  
6-month policy premium: \$2,751.00

Operator: Male 17 years old  
Vehicle: 1989 Jeep Wrangler, 4 cylinder, 4x4  
PTS: 3 pts. (from accidents or convictions)  
\*\*\*\*\*  
6-month policy premium: \$2,812.00

**Comparative Quotes for 17-year-old youthful operator Female**

**Based on Colorado Springs 80920**  
**All premiums are 6-month premiums**

Operator: Female 17 years old  
Vehicle: 1997 Honda Civic CX, 2 door hatchback, 4 cylinder  
PTS: 0 pts. (no accidents or convictions)  
\*\*\*\*\*  
6-month policy premium: \$2,719.00

Operator: Female 17 years old  
Vehicle: 1997 Honda Civic CX, 2 door hatchback, 4 cylinder  
PTS: 3 pts. (from accidents or convictions)  
\*\*\*\*\*  
6-month policy premium: \$2,815.00

Operator: Female 17 years old  
Vehicle: 1989 Jeep Wrangler, 4 cylinder, 4x4  
PTS: 0 pts. (no accidents or convictions)  
\*\*\*\*\*  
6-month policy premium: \$2,357.00

Operator: Female 17 years old  
Vehicle: 1989 Jeep Wrangler, 4 cylinder, 4x4  
PTS: 3 pts. (from accidents or convictions)  
\*\*\*\*\*  
6-month policy premium: \$2,432.00

## TEENAGE DRINKING AND DRIVING

### TRUE OR FALSE?

- \_\_\_\_\_ 1. Some people drive better after a few drinks.  
*False* ***Alcohol may increase confidence and decrease judgment and self-criticism. The driver may feel as if his performance has improved when in reality it has declined.***
- \_\_\_\_\_ 2. Alcohol increases your attraction to the opposite sex and your sexual ability.  
*False* ***Contrary to popular belief, the more you drink, the less your sexual ability. Alcohol may increase your confidence but it does not improve your appearance or intelligence.***
- \_\_\_\_\_ 3. Alcohol kills 6.5 times more young people every year than all other illicit drugs combined.  
*True* ***Statistic from the Pacific Institute for Research and Evaluation, Ted Miller PhD.***
- \_\_\_\_\_ 4. Alcohol affects adults and teens in the same way.  
*False* ***Not only is the immediate impact more severe with younger drinkers, alcohol has detrimental long-term effects on a body still in a growth stage.***
- \_\_\_\_\_ 5. Drinking on an empty stomach will get you drunk faster.  
*True* ***Food slows the absorption of alcohol from the stomach into the blood.***
- \_\_\_\_\_ 6. Alcohol is the second greatest cause of death among youth between the ages of 16 and 24.  
*False* ***Alcohol is the leading cause of death in this age group.***
- \_\_\_\_\_ 7. Aspirin, black coffee, cold showers and exercise will help to sober you up.  
*False* ***Aspirin may help your hangover but it won't help sober you up. Black coffee will only make you a wide-awake drunk. Cold showers will only make you a wet drunk. Exercise will only make you a tired, sweaty drunk.***
- \_\_\_\_\_ 8. Drinking a variety of different alcoholic beverages gets you drunker.  
*False* ***Ethyl alcohol is the ingredient that impairs you. It is in all alcoholic drinks.***
- \_\_\_\_\_ 9. Last year in Colorado there were close to 3,000 DUIs among drivers under age 21.  
*False* ***There were 3,853 drivers under 21 revoked for B.A.C. at or above .10. There were 1,472 drivers revoked for a B.A.C. above .02 but below .01.***
- \_\_\_\_\_ 10. It takes an adolescent two years to become an alcoholic.  
*False* ***An adolescent can become an alcoholic in 6 to 18 months.***
- \_\_\_\_\_ 11. Alcohol peps you up.  
*False* ***Alcohol is a depressant. It slows bodily functions, in particular the central nervous system.***
- \_\_\_\_\_ 12. If you are convicted of DUI or DWAI and are under 21, you will lose your driver's license for three months.  
*False* ***Your driving privileges will be revoked for one year!***
- \_\_\_\_\_ 13. Alcohol use at an early age can cause loss of memory and learning capacity.  
*True* ***Alcohol makes learning more difficult and can cause memory loss. The brain does not finish developing until a person is around 20 years old.***
- \_\_\_\_\_ 14. You will lose your driver's license if you are convicted of buying or possessing alcohol.  
*True* ***Even though you were not driving, you will lose your driving privilege if convicted.***

- \_\_\_\_\_ 15. A person must drink every day to become an alcoholic.  
*False* ***There are many forms of alcoholism. Binge drinking on weekends is one.***
- \_\_\_\_\_ 16. If you are not stumbling, you are not too impaired to drive.  
*False* ***One half ounce of pure alcohol, or one drink, may cause significant impairment. "Buzzed" driving is drunk driving!***
- \_\_\_\_\_ 17. If you only drink beer, you cannot be an alcoholic.  
*False* ***The same drug, ethyl alcohol, is the addictive ingredient in all alcoholic drinks.***
- \_\_\_\_\_ 18. Alcohol use by a young driver is a contributing factor in approximately 15% of fatal crashes.  
*False* ***Alcohol is a factor in 31% of fatal crashes.***
- \_\_\_\_\_ 19. You have the right to speak to an attorney before you take a breath, blood or urine test.  
*False* ***When you drive in Colorado, you have already expressly consented to submit to a test. You do not have the right to speak to an attorney first.***
- \_\_\_\_\_ 20. A DUI or DWAI will be removed from your driving record when you turn age 21.  
*False* ***These records are not purged. Alcohol offenses can hurt you forever.***
- \_\_\_\_\_ 21. In Colorado, you may be considered to be "driving" or "in control" of a motor vehicle even if the vehicle is parked.  
*True* ***Case law has established that if the individual is in the driver's seat and the keys are in the ignition, that person is "driving."***
- \_\_\_\_\_ 22. It will cost you \$8,866.00 on average if you are busted for drinking and driving.  
*False* ***This estimate was correct several years ago. NOW IT WOULD COST EVEN MORE!!!***

## DID YOU KNOW?

### Alcohol/Drug issues:

- If you are under 21, drink and drive and have a blood alcohol content above .02 but below .08, your driving privileges may be revoked for three months. If your blood alcohol content is below .05, you may request a probationary (red) license after a month without driving.
- If you are under 21, drink and drive and have a blood alcohol content at or above .08, your driving privileges may be **revoked for three months**. No driving privileges are allowed during this time (no red license).
- Regardless of your age, if you drink and drive, but refuse to submit to a chemical test, your driving privileges may be **revoked for a year**. No driving privileges are allowed during this time (no red license).
- If the court convicts you of driving under the influence (DUI) or driving while ability impaired (DWAI) and you are under 21, your driving privileges will be **revoked for a year**. No driving privileges are allowed during that year.
- If you are convicted of buying or possession alcohol while under 21, you will lose your driving privileges **EVEN THOUGH YOU WERE NOT DRIVING WHEN THE VIOLATION OCCURRED!** You will be revoked three months for the first offense (but can reinstate after 24 hours of community service if ordered by the court), six months for the second offense, and a year for the third offense. You **cannot** have a probationary license during this revocation.
- If you are convicted of a drug misdemeanor or felony charge, you will lose your driving privileges **EVEN THOUGH YOU WERE NOT DRIVING WHEN THE VIOLATION OCCURRED!** You will be revoked three months for the first offense, and a year for any subsequent offense. You may request consideration for a probationary license after you have been under suspension for a month. Note that a deferred sentence counts as a conviction for drug charges.

### Other license considerations:

- When you are under 18, you may accumulate no more than **5 points** in any 12 consecutive months, and no more than 6 points before you turn 18. If you accumulate too many points, **your license will be suspended**.
- A point suspension can be for as long as a year. You may **or may not** be granted any driving privileges (a red license).
- Points can be placed on your record, and you can be suspended, **EVEN IF YOU DO NOT HAVE A LICENSE YET**.
- Points can be “used” for at least 2 years from the date of violation, and **may be used more than once**. They are not removed from your record when you turn 18, or when you have a point suspension.
- If you have a citation or a restraint of some sort on your driving history, it will stay on your public record for **seven years**. Your record is not purged when you become an adult.

## THE THREE COLLISIONS OF A CAR CRASH

**THE CAR'S COLLISION:** This first collision is known as the car's collision. This collision causes the car to buckle and bend as it hits something and comes to an abrupt stop. This occurs in approximately 1/10 of a second. The crushing of the front end absorbs some of the force of the crash and cushions the rest of the car. As a result, the passenger compartment comes to a more gradual stop than the front of the car.

**THE HUMAN COLLISION:** The second collision occurs as the car's occupants hit some part of the vehicle. At the moment of impact unbelted occupants are still traveling at the vehicle's original speed. Just after the vehicle comes to a complete stop, these unbelted occupants will slam into the steering wheel or the windshield or some other part of the vehicle interior. This is the human collision. Another form of human collision is the person-to-person impact. Many serious injuries are caused by unbelted occupants colliding with each other. In a crash, occupants tend to move toward the point of impact, not away from it. People in the front seat are often struck by *unbelted* rear-seat passengers who have become high-speed projectiles.

**THE INTERNAL COLLISION:** Even after the occupant's body comes to a complete stop, the internal organs are still moving forward. Suddenly, these organs hit other organs or the skeletal system. This third collision is the internal collision and often cause serious or fatal injuries.

**SO, WHY SAFETY BELTS?:** During a crash, properly fastened safety belts distribute the forces of rapid deceleration over larger and stronger parts of your body such as the chest, hips and shoulders. The safety belt stretches slightly to slow your body down and to increase its stopping distance. The difference between the belted person's stopping distance and the unbelted person's stopping distance is significant. It is often the difference between life and death.

Any questions?

(Excerpts from: SUDDEN IMPACT, NHTSA)

## The Benefits of Occupant Protection

Given the following realities, it is hard to understand why anyone would not buckle up:

- On the average, **every one of us can expect to be in a motor vehicle crash once every fifteen years.**
- Some people wear safety belts on long trips at freeway speeds, but do not bother with them close to home. However, studies show that **84% of crashes happen within 25 miles of home, and 80% of serious injuries and deaths occur in cars traveling 40 m.p.h. or less.**
- Few people realize that even at low speeds the force of impact on a driver and passengers is brutal. In a car crash at 30 m.p.h., for example, the car stops in one-tenth-of a second. But unbelted occupants continue to travel forward at 30 m.p.h. until they strike some part of the car's interior, perhaps the steering wheel or the dashboard. **They then stop—with the same force as if they had jumped off a three story-building headfirst.** It is impossible to brace against that kind of impact.
- Many people believe that it is safer to be ejected from a car or that safety belts will trap them in a burning or sinking car. The fact is that **an occupant is four times more likely to be fatally injured when thrown from the car than when held inside the car protected by a safety belt.** Fire or submersion occurs in less than one-half of 1 percent of motor vehicle crashes. In the unlikely event that either would occur, occupants are far more likely to remain conscious and able to free themselves if they are belted.
- Since many people can move around freely when their safety belts are fastened, they believe that the belts will not protect them in a crash. However, **current safety belts are designed with a reel device that locks the belt in place in case of severe braking or sudden impact.** That same device permits free movement and comfort during normal driving conditions.
- Many people have simply never gotten into the habit of wearing safety belts. As children and young adults they never learned to buckle up whenever they got into a car. As adults they have not yet been convinced of the substantial, increased protection that safety belts provide them and their passengers.

### INTERNET RESOURCES

Rocky Mountain Insurance Information Association  
[www.rmiiia.org](http://www.rmiiia.org)

Colorado Teen Drivers  
[www.COTEENDRIVER.COM](http://www.COTEENDRIVER.COM)

Social Marketing  
[www.socialmarketing.org](http://www.socialmarketing.org)

Keep Kids Alive Drive 25  
[www.keepkidsalivedrive25.org](http://www.keepkidsalivedrive25.org)

Child Passenger Safety in Colorado  
[www.carseatscolorado.com](http://www.carseatscolorado.com)

National Safe Kids  
[www.safekids.org](http://www.safekids.org)

General Injury Prevention  
Colorado Department of Public Health and Environment  
[www.cdphe.state.co.us/pp/injuryprevention](http://www.cdphe.state.co.us/pp/injuryprevention)

Colorado Department of Transportation  
[www.dot.state.co.us](http://www.dot.state.co.us)

National Highway Traffic Safety Administration  
[www.nhtsa.dot.gov](http://www.nhtsa.dot.gov)

American Academy of Pediatrics  
[www.aap.org](http://www.aap.org)

ThinkFirst (brain and spinal cord injury prevention)  
[www.thinkfirst.org](http://www.thinkfirst.org)

Bucklebear the Safety Puppet  
[www.bucklebear.com](http://www.bucklebear.com)

Colorado Springs Police Department  
[www.springsgov.com](http://www.springsgov.com)

Insurance Institute for Highway Safety  
[www.iihs.org](http://www.iihs.org)